

MAHARASHTRA UNIVERSITY OF HEALTH SCIENCES, NASHIK
 DETAILS OF THE HOSPITAL AND WORK RECORD: (HOSPITAL - INFORMATION)

YEAR 2024 - 2025

Faculty: B.A.M.S.

Name of College: DR. RAJESH RAMDASJI KAMBE AYURVED COLLEGE AND HOSPITAL TURKHED College Code: 123127

Sr. No.	Month	Information to be filled up by college										
		Kayachikitsa + Panchkarma	Shalya	Shalakyā	Prasuti evam StriRoga	Bal Roga	Swastāyritza evam Yoga	Ayurvedika (Emergency)	(Note:- Patients of Medical Camp OPD should not be included)			
1	Jan.	2375	946	664	691	417	124	02				
2	Feb.	1982	830	836	908	444	202	0				
3	March.	2103	844	909	1110	479	229	0				
4	April	1773	701	906	935	406	192	0				
5	May	2194	871	1041	1117	497	236	0				
6	June	2015	823	983	1125	463	220	0				
7	July	1956	775	899	1014	434	200	0				
8	August	2104	816	925	1123	475	230	0				
9	Sept.	1990	802	906	1053	458	220	0				
10	Oct.	2076	817	914	1054	454	208	0				
11	Nov.	2035	770	929	1075	455	209	0				
12	Dec.	2033	777	957	1102	461	223	0				
	Total	24626	9772	10879	12307	5443	2516	02				
	Grand Total	65511										



Principal
 Dr. Rajesh R. Kambe Ayurved
 College & Hospital, Turkhed

B) NUMBER OF PATIENTS ATTENDED IPD (1st Jan. to 31st December) 2023

(Note:- Patients of Medical Camp IPD should not be included)

Information to be filled up by college

Sr. No.	Month	Kayachikitsa + Panchkarma	Shalya	Shalakyā	Prasuti evum StriRoga	Bal Roga
1	Jan.	89	38	36	38	27
2	Feb.	89	34	36	32	28
3	March.	86	32	31	26	26
4	April	80	35	18	25	22
5	May	107	37	45	28	27
6	June	107	32	38	34	27
7	July	98	45	52	48	26
8	August	103	29	33	29	27
9	Sept.	112	36	35	39	28
10	Oct.	108	28	34	34	25
11	Nov.	102	27	30	36	25
12	Dec.	74	26	26	26	26
Total		1155	399	414	395	314
Grand Total						2677



Principal
Dr. Rajesh R. Kambe Ayurved
College & Hospital, Turkhed

C. Total Number of Bed Days Occupied : 100

Sr. No.	Month	(Information to be filled up by college)					
		Kayachikitsa & Panchkarma	Shalya	Shalakyia	Prasuti evum Stri Roga	Bal Roga	
1.	Jan.	831	259	64	164	110	
2.	Feb.	609	192	99	148	125	
3.	March	682	199	120	151	122	
4.	April	463	207	67	127	110	
5.	May	578	213	169	135	115	
6.	June	606	179	123	155	124	
7.	July	522	203	62	202	111	
8.	Aug.	620	192	130	156	117	
9.	Sept.	691	274	138	190	121	
10.	Oct.	681	225	136	172	127	
11.	Nov.	621	161	118	188	114	
12.	Dec	521	233	116	147	117	
Total		7425	2537	1342	1935	1413	
Grand total		14652					
Bed Occupancy (in %)		40.14					

FORMULA FOR CALCULATING BED OCCUPANCY


Bed Occupancy = $\frac{\text{Total No. of Bed days Occupied} \times 100}{\text{Total No. of Beds} \times \text{No. of total days}}$

D) PANCHAKARMA DETAILS

Sr. No.	PATIE NTS	SNEHAN	SWEDAN	VAMAN	VIRECHAN	BASTI	NASYA	RAKTMO KSHAN	JALOUKAV CHARAN	SHIRO DHARA	SHIRO BASTI
1.	From O.P.D.	1259	1259	0	0	253	1006	0	0	856	856
2.	From I.P.D.	852	852	0	0	786	323	0	0	124	124
3.	Total	2111	2111	0	0	1039	1329	0	0	980	980

(Note: Karmas apart from above should mention in separately in separate enclosure if required.)

E)	Hospital information for P.G.Only	: NOT APPLICABLE
	Number of Beds	: (Minimum required 100 beds. Additional Beds for Clinical Subject 1:4 per Student (Please refer PG Regulation 2016))
	Number of Students	: X 4 =
	Equipments	: Adequate /Inadequate
	Number of Registrars/H.O.	: R.....HO
	Number of available additional Non teaching staff	:



Dean/ Principal of the College
Principal
 Dr. Rajesh R. Kambe Ayurved
 College & Hospital, Turkhed

Sakshi Shikshan Krida Prasarak Va Bahuddeshiya Sanstha Murtizapur
Dr. Rajesh Ramdasji Kambe Ayurved College and Hospital

Turkhed Tq. Murtizapur Dist. Akola
 Ph No. Ph No-7972454157 Email .

Monthwise OPD/IPD Summary Of Year-2023

IPD Bed Occupancy:-

S No.	Ward Name	Jan	Feb	Mar	Apr	May	Jun	Jul	Aug	Sep	Oct	Nov	Dec	Dept. Total
1.	Kc	460	331	353	235	337	333	299	322	400	398	401	317	4186
2.	Pk	371	278	329	228	241	273	223	298	291	283	220	204	3239
3.	Srpt	164	148	151	127	135	155	202	156	190	172	188	147	1935
4.	St	259	192	199	207	213	179	203	192	274	225	161	233	2537
5.	Skt	64	99	120	67	169	123	62	130	138	136	118	116	1342
6.	Kb	110	125	122	110	115	124	111	117	121	127	114	117	1413

Month Total : 1428 1173 1274 974 1210 1187 1100 1215 1414 1341 1202 1134 14652

% Occupancy : 40.14

Panchkarma Summary :-

S No.	Patients	Snehana	Swedan	Vamana	Virechan	Basti	Nasya	Raktamo k-shan	Shirodhar	Shiro- Basti	Other	Total
1.	OPD	1259	1259			253	1006		856	856	0	5489
2.	IPD	852	852			786	323		124	124	0	3061
3.	Total	2111	2111	0	0	1039	1329	0	980	980	0	8550

OT Summary :-

S No.	Particulars	1.	2.	3.	4	5.	6	7	8	9	10	11	12	Total
1.	Major OT	24	25	27	29	23	10	9	21	21	20	23	21	253
2.	Minor OT	44	39	43	36	30	32	37	49	42	40	47	45	484
	Total	68	64	70	65	53	42	46	70	63	60	70	66	737

Delivery Summary :-

1.	Delivery	0	0	0	0	0	0	0	0	0	0	0	0	0
----	----------	---	---	---	---	---	---	---	---	---	---	---	---	---

Ksharsutra Summary :

1.	Ksharsutra	11	14	15	21	20	7	7	15	11	13	11	9	154
----	------------	----	----	----	----	----	---	---	----	----	----	----	---	-----


Principal

Dr. Rajesh R. Kambe Ayurved
College & Hospital, Turkhed

Page 2 of 3

Sakshi Shikshan Krida Prasarak Va Bahuddeshiya Sanstha Murtizapur
Dr. Rajesh Ramdasji Kambe Ayurved College and Hospital

Turkhed Tq. Murtizapur Dist. Akola
Ph No. Ph No-7972454157 Email .


Monthwise OPD/IPD Summary Of Year-2023

Pathology:-

S No.	Particulars	1.	2.	3.	4	5.	6	7	8	9	10	11	12	Total
1.	Biochemistry	51	64	71	58	75	86	71	55	92	129	125	87	964
2.	Haematology	357	491	482	438	430	558	508	367	591	728	797	641	6388
3.	Serology	97	142	130	127	115	150	119	110	141	201	233	168	1733
4.	Microbiology	158	191	207	191	171	223	199	142	239	307	327	264	2619
	Total	663	888	890	814	791	1017	897	674	1063	1365	1482	1160	11704

Radiology :-

S No.	Particulars	1.	2.	3.	4	5.	6	7	8	9	10	11	12	Total
1.	X-Ray	67	39	45	40	53	51	101	96	79	71	49	94	785
2.	E.C.G	4	5	3	6	39	1	16	14	8	15	8	11	130
3.	USG	77	47	44	38	32	44	24	9	85	34	48	115	597
	Total	148	91	92	84	124	96	141	119	172	120	105	220	1512


Principal
Dr. Rajesh R. Kambe Ayurved
College & Hospital, Turkhed

Sakshi Shikshan Krida Prasarak Va Bahuddeshiya Sanstha Murtizapur
Dr. Rajesh Ramdasji Kambe Ayurved College and Hospital

Turkhed Tq. Murtizapur Dist. Akola
 Ph No. Ph No-7972454157 Email .

Monthwise OPD/IPD Summary Of Year-2023


OPD Patients Details:-

S No.	Departments Name	Jan	Feb	Mar	Apr	May	Jun	Jul	Aug	Sep	Oct	Nov	Dec	Dept. Total
1.	Shalya	946	830	844	701	871	823	775	816	802	817	770	777	9772
2.	Strirog-prasuti	691	908	1110	935	1117	1125	1014	1123	1053	1054	1075	1102	12307
3.	Balrog	417	444	479	406	497	463	434	475	458	454	455	461	5443
4.	Swastharakshan	184	202	228	192	236	220	210	230	221	218	219	223	2583
5.	Panchakarma	883	600	593	522	645	573	547	598	577	591	559	576	7264
6.	Casualty	2	0	0	0	0	0	0	0	0	0	0	0	2
7.	Kaychikitsa	1491	1382	1510	1251	1549	1442	1409	1506	1403	1485	1476	1457	17361
8.	Shalakya-ent	357	474	543	482	651	600	560	560	545	569	574	575	6490
9.	Shalakya-eye	307	362	366	324	390	383	339	375	361	345	355	382	4289
Month Total :		5278	5202	5673	4813	5956	5629	5288	5683	5420	5533	5483	5553	65511
OPD Grand Total :		65511												

1.	Casualty	102	89	96	104	99	98	97	104	106	101	95	97	1188
----	-----------------	------------	-----------	-----------	------------	-----------	-----------	-----------	------------	------------	------------	-----------	-----------	-------------

IPD Patients Details:-

S No.	Ward Name	Jan	Feb	Mar	Apr	May	Jun	Jul	Aug	Sep	Oct	Nov	Dec	Dept. Total
1.	Kc	53	50	45	44	65	62	58	61	68	73	70	50	699
2.	Pk	36	39	41	36	42	45	40	42	44	35	32	24	456
3.	Srpt	38	32	26	25	28	34	48	29	39	34	36	26	395
4.	St	38	34	32	35	37	32	45	29	36	28	27	26	399
5.	Skt	36	36	31	18	45	38	52	33	35	34	30	26	414
6.	Kb	27	28	26	22	27	27	26	27	28	25	25	26	314
Month Total :		228	219	201	180	244	238	269	221	250	229	220	178	2677
IPD Grand Total :		2677												


Principal
Dr. Rajesh R. Kambe Ayurved
College & Hospital, Turkhed